



Greener City Action Plan

2015-2025

Year 1 Update
October 2016



City of Westminster

westminster.gov.uk #CityforAll

Introduction



Cllr Heather Acton

Cabinet Member
for Sustainability
and Parking

Foreword by Cllr Heather Acton – Cabinet Member for Sustainability and Parking

In our second year of making Westminster a “City for All” I made a commitment to protect and enhance Westminster’s environment to make sure that every neighbourhood remains a great place to live, work and visit – both now and in the future.

Westminster City Council has and will continue to lead by example. However this challenge cannot be achieved alone, and with this strategy providing a framework the Council has worked with our partners to implement our vision for a greener, healthier and sustainable Westminster. We all need to take responsibility for minimising our environmental footprint while maximising opportunities and sharing best practice.

With help from a variety of stakeholders, businesses and property owners to community organisations and residents, we have developed a number of new initiatives. We continue to pursue a sustainable transport system and improved air quality. We are working with our partners to enhance our green and open spaces as well as protect the great spaces we already have. We have developed new ideas to help improve our recycling and make sure we use resources wisely.

We have spread the message “A greener city is a successful city” and encouraged everyone’s involvement in pursuit of this aim. I would like to thank all of our partners who have supported and helped us put in place our Greener City Action Plan. The journey does not stop here! It is important that we continue to review progress and also set our ambitions higher.

Executive Summary

Westminster’s environment is a vital ingredient in the ambitions for the city and for the quality of life of residents, workers and visitors. Better air quality improves health; a low carbon, locally produced energy supply enables businesses to grow; and sustainable transport systems connect people and jobs.

The Greener City Action Plan (2015-2025) sets out the ten year vision for how we will maintain and improve the environment for our residents, businesses and visitors. Westminster’s attractive green spaces and clean environment are often quoted as factors encouraging inward investment, economic success, tourism, prime business location and somewhere people want to live.

The Greener City Action Plan prioritises action across nine work themes - each priority requires significant community support and a high level of stakeholder and partnership working to meet these common objectives across the city – the council cannot deliver this alone.

- 1 Addressing **noise pollution** across the city
- 2 Making better use of the city’s **waste** resources
- 3 Ensuring local **energy security** and delivering **carbon reduction**
- 4 Improving local **air quality**
- 5 Supporting a **sustainable transport** system for Westminster
- 6 Making the best use of our open and **green spaces**
- 7 Managing **water use** and addressing **flood risk**
- 8 Ensuring that sustainability is delivered through **economic development**
 - Developing the green sector
 - Supporting sustainable economic growth
- 9 **Communicating** and encouraging people into **environmental action**

1

Addressing noise pollution across the city
Page 05

2

Addressing Westminster's waste resource
Page 07

3

Ensuring local energy security and delivering carbon reduction
Page 09

4

Improving our local air quality
Page 12

5

Providing a sustainable transport system for Westminster
Page 15

6

Making the best use of our open and green spaces
Page 18

7

Managing water use and managing flood risk
Page 20

8

Ensuring that sustainability is delivered through economic development
Page 24

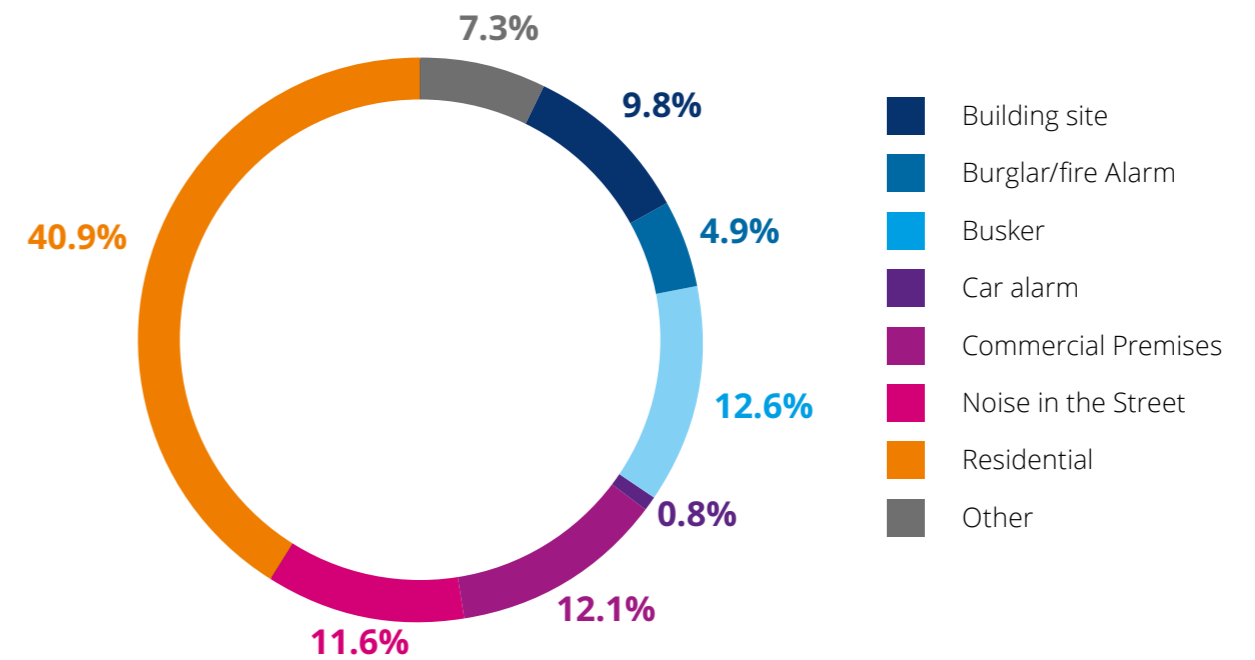
9

Communicating and encouraging people into environmental action
Page 26

1. Addressing noise pollution across the city

Westminster's sound environment is complex, and noise pollution is a serious issue. Every year Westminster receives the highest number of noise complaints in London, described in Figure 1.

Figure 1: Breakdown of noise complaints in 2015/16



ACTIONS WE HAVE TAKEN

- Adopted a new Code of Construction Practice and a Basement Policy to manage the impacts of construction, including noise
- Reviewed our City Plan's policies to ensure higher noise insulation standards
- Continued to protect our open spaces from noise pollution
- Encouraged the inclusion of tranquil areas in major developments



TOP 3 PARTNERSHIP ACTIONS

- We work with Crossrail and TfL to minimise noise from construction. TfL have committed to deal with noise pollution following the introduction of the Night Tube – repairing broken tracks, maintenance at night and stopping station announcements after 11pm
- We work with Royal Parks and event organisers to minimise noise from events - festivals have to reduce their noise level and all events must be finished by 11pm to minimise disruption to residents
- We have introduced a vehicle no idling policy which will contribute to reducing localised noise pollution.

STILL MORE TO DO – THE TARGETS WE HAVE SET ARE OUTLINED BELOW

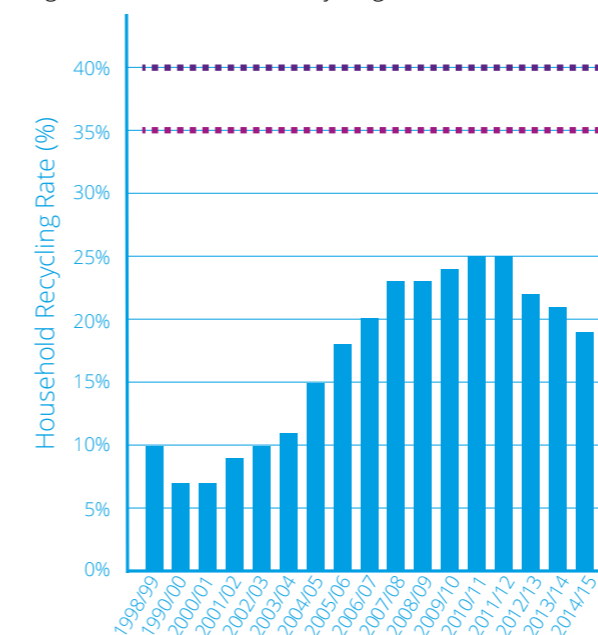
| | |
|----------------------------|--|
| Next 3 years | <p>Continue to manage the delivery of actions adopted in the 2009 Noise Strategy</p> <p>Work with the business community to help deliver noise improvements through their operational practices</p> <p>Work with the council’s contractors to identify noise reduction measures including noise from waste vehicles and operations</p> <p>Work with TfL and Defra to help deliver noise improvements in problematic areas</p> <p>Revise and adopt a Noise Strategy and adopt detailed noise policies in the City Plan.</p> |
| 3-6 years | <p>Continue to lobby government to update legislation/powers to deal with noise pollution</p> <p>Investigate new road surfaces to reduce the impact of noise from road traffic</p> <p>Deliver new noise policy in planning documents, and ensure new homes are constructed to higher noise insulation standards.</p> |
| Beyond next 6 years | <p>Continue monitoring noise across the city and seek to reduce problematic noise.</p> |
| What you can do | <p>Businesses need to be aware of the impacts that vehicles have on their neighbours</p> <p>Ensure machinery is kept in good working condition and does not add noise to the local environment</p> <p>If there is a noise problem, record it and report it.</p> |

2. Addressing Westminster’s waste resource

Westminster produces 180,000 tonnes of municipal waste per year. The Council manages this waste with over 1 million collections per week, and over 23,000 households having access to daily waste collection services. Residential waste created per head of population is currently increasing year on year which remains an ongoing challenge.

As well as household waste, 10% of our municipal waste comes from street litter bins. Many of Westminster’s streets are swept 24 hours a day, requiring 250 street sweepers and some parts of Westminster need to have a waste collection 3 times a day. We currently only recycle 18% of the waste created, due to a number of challenges such as the high number of flats we have, high turnover of residents and large amounts of visitors and workers creating litter: although the London ambition is to recycle 35% of waste by 2020 and 40% by 2025, as below.

Figure 2: Westminster’s recycling rate



ACTIONS WE HAVE TAKEN

- Adopted and published a new waste strategy in 2016
- 98% of black bag waste is diverted from landfill and sent to an energy from waste plant - well above the GCAP target of 67%.

TOP 3 PARTNERSHIP ACTIONS

- The council runs a community rewards system on 58 estates to win money for their community by recycling more. 19 estates have so far won £15,000 between them for a range of activities like new estate planting and children’s activities
- The council also runs a network of 50 recycling champions and in the last 12 months, they have run 49 recycling stands at events, given 11 talks and run 5 workshops
- The Council, its partner Cross River Partnership and local stakeholders such as the New West End Company (NWECC) have been working on waste and freight consolidation projects. The Bond Street project has successfully reduced the number of waste management companies operating on the street to two preferred providers, resulting in a reduction in waste providers from 47 to 5, reducing the number of vehicles by 75% and having 40% less bags left on the street, improving amenity.



STILL MORE TO DO – THE TARGETS WE HAVE SET ARE OUTLINED BELOW

| | |
|----------------------------|--|
| Next 3 years | Adopt a new responsible buying policy when procuring goods and services Adopt a new Municipal Waste Strategy With partners, continue to support recycling in offices and engage with staff on the benefits Through the planning policies Westminster City Council will work with the development industry to increase recycling and responsible waste management. |
| 3-6 years | Roll out its Waste Action Plan to reduce waste collected Achieve the amount of waste used to create energy to 67% Have integrated waste management to deal with parks' waste when contracting with a maintenance company Further investigate waste management capacity both within the city and through our duty to cooperate with other authorities. |
| Beyond next 6 years | Achieve zero growth in household waste (against a 2014 baseline) Recycle 35% of waste by 2020 Continue to reuse and recycle equipment Continue to work with the business community on waste management. |
| What you can do | Waste reduction is the first step – do you really need plastic shopping bags? Work with suppliers to address excess packaging If you have the opportunity, buy recycled goods Always use bins and recycle waste as much as possible. |

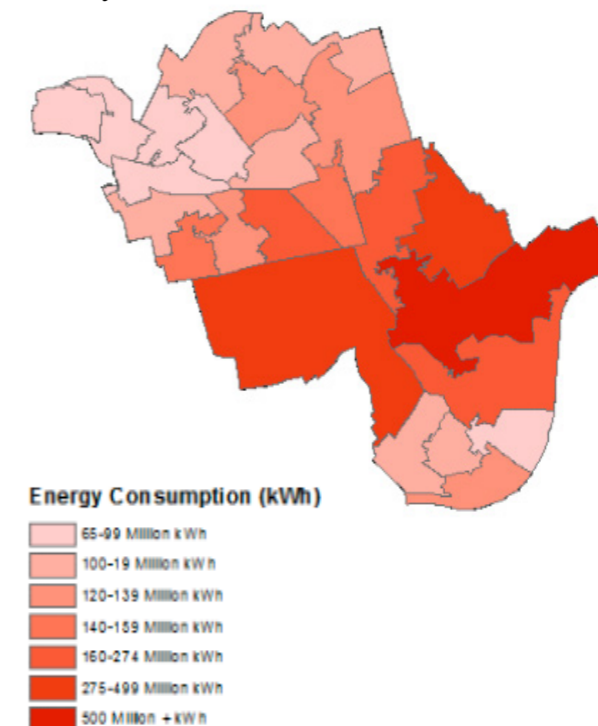
3. Ensuring local energy security and delivering carbon reduction

Action is needed to address rising energy costs and manage supply and security of supply against the threat of climate change. Westminster is amongst the largest power consuming authority areas in the UK with nearly 9,000GWh of energy used annually. It uses more energy (GWh) per year than cities like Newcastle, Liverpool or Cardiff – due to heritage buildings, high density living, supporting 675,000 jobs, and 24 hour transport systems. Increasing densification in Westminster is also putting considerable pressure on the existing energy infrastructure network, especially in the West End and is a growing concern for businesses. Westminster City Council spent £4,236,000 in the last 12 months on its gas and electricity bills.

ACTIONS WE HAVE TAKEN

- A number of district heating feasibility studies have been commissioned
- Carbon Offset fund is currently £917K
- 30+ buildings have been surveyed and projects have been identified which can reduce the council's energy demands
- City Hall refurbishment plan is on track – aiming for BREEAM excellent standard
- A staff engagement programme is being developed for delivery in 2017
- A study to assess the EPC rating of all WCC's operational and investment properties is due to finish by March 2017 which will inform future retrofit opportunities to meet 2019 legislation.

Figure 3 – Energy consumption variations across the city



TOP 3 PARTNERSHIP ACTIONS

- Pimlico District Heating Undertaking (PDHU) is the UK's first combined heat and power network and provides heating and hot water services to 3,256 homes, 50 commercial premises and three schools in Pimlico and saves the equivalent amount of carbon as taking just under 4000 cars off the road every year. In partnership with CityWest Homes, we are considering whether or not there is a business case to expand the PDHU in 2017/18 which could potentially be a significant project
- On fuel poverty, during the past 12 months, Public Health has led on a Housing support and care JSNA, in conjunction with colleagues in the CCGs and NHS providers as well as Adult Social Care, the Housing department, the residential environmental health service and others. They specifically explored issues relating to fuel

poverty, noting that the number of people in fuel poverty has risen faster in Westminster than in London. Discussions will continue in order to agree how to take forward action. In the meantime, we will work with Future Climate, University of Oxford Faculty of Law and other key strategic partners to improve the knowledge base, develop policies for reform and promote adoption of the same

- We have started a pilot project with Amey to guarantee the energy savings made as a retrofit programme - phase 1 of the Archive Centre retrofit project completed in October 2016 – giving an initial 30% reduction in the buildings energy consumption. Phase 2 will be procured in January 2017 and will focus on innovative technologies once the building has been optimised.

STILL MORE TO DO – THE TARGETS WE HAVE SET ARE OUTLINED BELOW

| | |
|---------------------|--|
| Next 3 years | <p>Deliver a local fund to enable Zero Carbon developments</p> <p>Secure over £1 million of external funding to deliver energy projects</p> <p>Engage with all staff to become more aware of environmental impact</p> <p>Adopt a city-wide District Energy Master Plan and work with developers on its delivery</p> <p>Work with the Westminster Property Association to deliver a campaign addressing light pollution</p> <p>Deliver measures to naturally cool the city and not rely on air conditioning</p> <p>Deliver a business case that will start the delivery of a community heating network as part of the Church Street regeneration programme</p> <p>Work with the NHS to assess the “NHS Village Project” to address the health needs associated with energy.</p> |
| 3-6 years | <p>Ensure that by 2019, there will be no city council investment or operational properties that fall below an Energy performance Certificate of “E” rating</p> <p>Introduce green leases for all new lettings in the city council’s investment properties to promote responsible occupancy</p> <p>Work with the private sector to ensure that private rented homes and commercial units achieve the energy standards required by law</p> <p>Subject to the business case, start on the construction of a Church Street District Heating network</p> <p>Work with our long term leaseholders to improve building energy performance, and reward positive action with benefits.</p> |

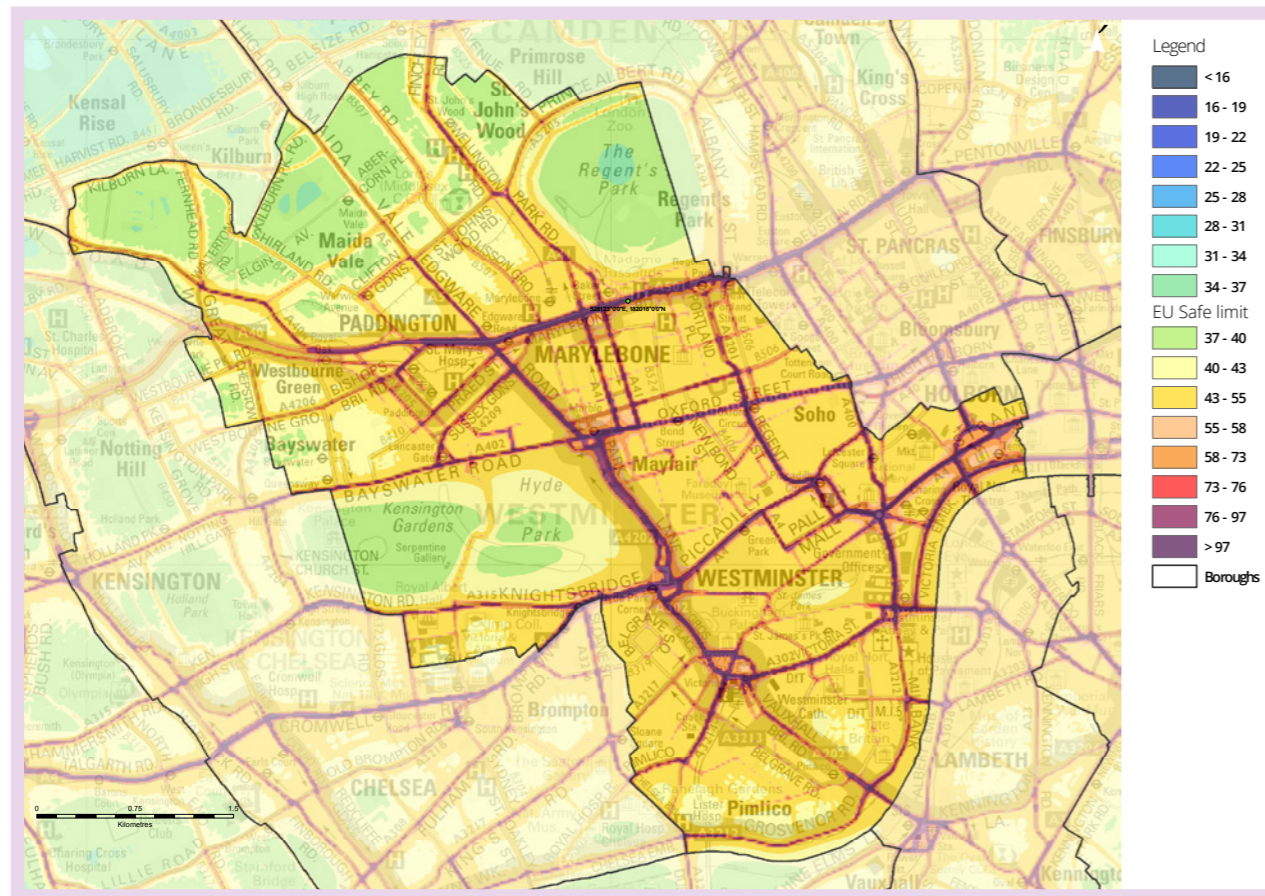
| | |
|----------------------------|---|
| Beyond next 6 years | <p>Work with the development industry in Westminster to ensure that more developments deliver zero carbon schemes on site</p> <p>Ensure that CityWest Homes have delivered a ‘Zero Energy House’ on one of its properties as a case study.</p> |
| What you can do | <p>Minimise energy use at home and at work through switching off lights, computer and standby devices when not in use</p> <p>Lower thermostat settings, layer up and reduce heating bills</p> <p>Make sure vulnerable neighbours are winter-ready and keep an eye out for them during periods of extreme heat or cold</p> <p>Buy the most energy efficient appliances you can</p> <p>Businesses – encourage employees to be more energy efficient and, therefore, more competitive.</p> |

4. Improving our local air quality

Poor air quality resulting from dust, pollution from heating and cooling, generating power, and transport, has a direct impact on the health and life expectancy of those who live and work in our cities. Thousands of Londoners die prematurely due to air pollutants according to the London Air Quality Strategy. Public Health England research

states that 8.3% of all deaths in 2010 in Westminster were attributed to long term exposure to air pollution - the highest percentage in London and this puts pressure on our health and care services.

Figure 4 – Nitrogen Dioxide (NO₂) concentrations still significantly exceed the required standards



ACTIONS TAKEN

- Won £1 million from the Mayor of London's Air Quality Fund to create a low emission neighbourhood (LEN)
- Delivered several 'days of action' to tackle engine idling, including enforcement by WCC marshals
- Installed extra electric vehicle recharging points and have a network of 62 points available to residents, businesses and visitors
- Health communication project underway with clinicians focussing on patients with cardiovascular issues
- Revision of the Code of Construction Practice (CoCP) will deliver air quality improvements
- Service and delivery vehicle consolidation projects are running in various locations.

Top partnership action case study: Marylebone Low Emission Neighbourhood (LEN)

The Marylebone LEN is a unique public, private and community partnership, with two major property companies, three Business Improvement Districts and two resident amenity associations and one Neighbourhood Forum working with Westminster City Council. The LEN partners successfully worked together to on a bid for £1 million funding and have committed to match-fund and co-deliver a Low Emission Neighbourhood (LEN) in Marylebone.

Having the dedicated support, enthusiasm and commitment from these partners makes the proposed LEN an exciting, innovative programme.

The collaborative nature will mean the sum of the project will be much bigger than its parts, as partners build on each other's experience and

expertise. A variety of schemes will be introduced to improve air quality in Marylebone, these include:

- A dedicated 'Air Marshals' team who will ask drivers to switch off their engines when stationary
- New electric vehicle charging points
- New green spaces in the Marylebone community
- Shared electric vehicle resident parking spaces
- Initiatives to minimise deliveries
- No engine idling days.



STILL MORE TO DO –
THE TARGETS WE HAVE SET ARE OUTLINED BELOW.

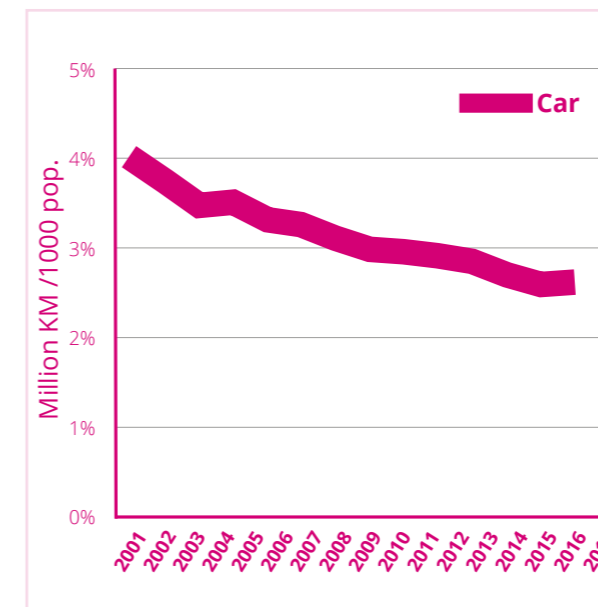
| | |
|----------------------------|---|
| Next 3 years | <p>Continue to manage the delivery of the actions adopted in the 2013 AQAP</p> <p>Raise awareness among more vulnerable groups about poor air quality</p> <p>Work with the local NHS to embed measures to reduce the risk of air pollution for at-risk patients</p> <p>Where appropriate, strengthen links between interventions to improve air quality to improve health and well-being</p> <p>Work with the business community to help deliver air quality improvements through their operational practices</p> <p>Work with TfL and property owners in Oxford Street to reduce vehicle numbers and emissions from vehicles which service the area. Benefiting the health of the 220 million pedestrians that visit Oxford Street per year</p> <p>Review our parking policies to encourage the adoption of less polluting vehicles.</p> |
| 3-6 years | <p>Complete the delivery of our 2013 AQAP and revise and adopt a new AQAP</p> <p>Work with Transport for London to deliver an Ultra Low Emission Zone</p> <p>Lobby government to up-date legislation to deal with pollution issues</p> <p>Ensure that the issue of air quality is addressed through actions within the Westminster Health and Wellbeing strategy</p> <p>Lobby the government to manage the impacts of wood burning stoves.</p> |
| Beyond next 6 years | <p>Continue to monitor air quality across the city through our monitoring stations</p> <p>Ensure that we work to address emissions from diesel engines.</p> |
| What you can do | <p>When walking take less busy roads</p> <p>Walk and cycle around Westminster</p> <p>Protect existing gardens and when possible plant living walls or roofs.</p> |

5. Providing a sustainable transport system for Westminster

Westminster is one of the best served locations by public transport in the world. There are four main rail stations, two with direct connections to London's principal airports; new Crossrail stations are due to open in 2018; 32 underground stations with 10 of the 12 tube lines running through the city; 4 river bus piers; 157 daytime bus routes and several 24 hour bus routes; and national, international and airport destination coach services.

Given the numbers of people in Westminster (residents, visitors and workers) the transport network and public realm can struggle to cope with the demands. With this intensity of use, there are issues such as overcrowding; poor air quality, social isolation, noise and road safety, although car distances are on the decrease.

Figure 5 Vehicle distance covered in Westminster; 2001 to 2015



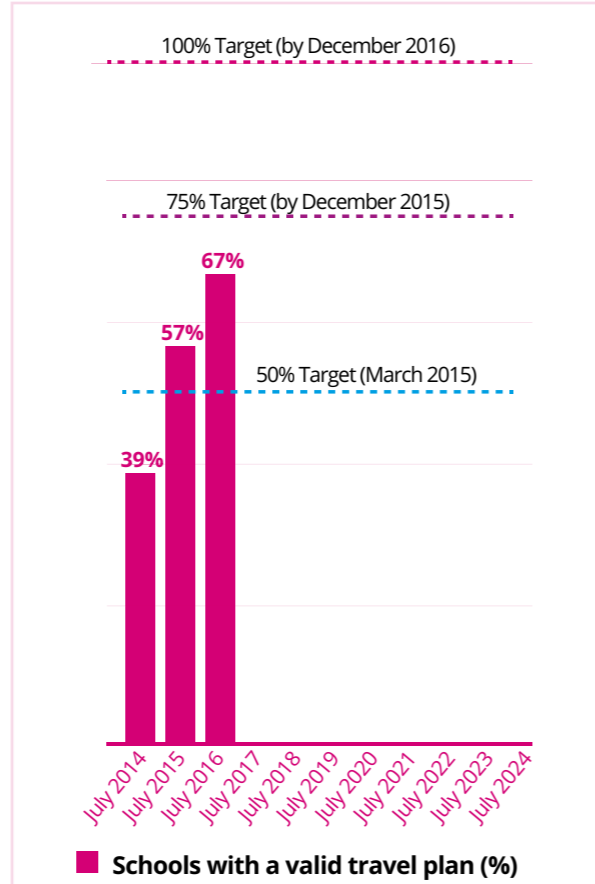
ACTIONS TAKEN

- Converted 25% of our car club vehicles to hybrid electric vehicles and installed new charging infrastructure to supplement the increase in Electric Vehicles (EVs)
- Delivered days of action to tackle engine idling, as part of a bid to reduce emissions from road transport
- Installed extra EV recharging points -with 62 points now available to residents, businesses and visitors
- Developed our residential electric charging point scheme with Streetcharge
- Installed new Legible London maps and updated existing ones to support pedestrians
- Completed the quietway route from Hyde Park to Belgravia and are progressing the quietway route between Bloomsbury to Southbank
- Consulted on 12 additional quietway routes
- Held between 6 and 10 cycling promotion events per month across the city
- Offered Dr. Bike as well as information about our training programme and other services, including our bicycle maintenance classes
- Consulted residents on playstreet projects in Luton Street and Fisherton Street
- Made good progress delivering actions to support the childhood obesity initiative, with active projects around food growing in Church Street and businesses signing the healthier catering commitment.

Top partnership action case study: Vehicle Idling Project

Leaving a vehicle engine running when parked causes unnecessary air pollution. In order to change behaviour, the city council held a series of days of action to tackle engine idling. Our trained volunteers, ranging to cab drivers to residents, spoke to over 200 drivers and asked them to switch off when parked. Additional action days will be rolled out in 2016 and 2017 with the support of the Mayor’s Air Quality Fund.

Figure 6 - Percentage of schools in Westminster with a valid travel plan; 2014 to 2025



As of July 2016, 57% of our schools had a School Travel Plan, but we are committed to reaching 100% by the end of the year.

STILL MORE TO DO- THE TARGETS WE HAVE SET ARE OUTLINED BELOW.

| | |
|----------------------------|---|
| Next 3 years | <ul style="list-style-type: none"> Review our parking policies to encourage the adoption of less polluting vehicles Increase the number of residents/businesses using the Car Club and hybrid vehicles in the fleet Finalise School Travel Plans in all schools by the end of 2016 Deliver 2 play street projects Deliver staff travel plans in the council’s own building refurbishments to improve its facilities and enable greater sustainable transport options Install an extra 20 electric vehicle recharging points and implement an electric charging point scheme for residents Continue to update the Legible London maps on street signs to improve walking Work with TfL to deliver pedestrian countdown facilities Deliver a network of Central London Cycle Grid routes in partnership with TfL Host two cycling promotions events every year, and 50 smaller events to give cycling information, cycle security and basic mechanics to cyclists Deliver actions to support the childhood obesity initiative Develop a pedestrian strategy for the city. |
| 3-6 years | <ul style="list-style-type: none"> Deliver public realm improvements and transport options at Crossrail Stations Double the number of on-street electric vehicle recharging bays Work with The Garden Bridge Trust Complete the Cycle Grid network within Westminster Work with TfL to improve safety at a number of key junctions and gyratories, particularly for pedestrians and cyclists such as Marble Arch, Great Portland Street/Marylebone Road, and Vauxhall Bridge roundabout Work with the GLA to deliver the ULEZ Ensure that by 2020 the required infrastructure for taxi and freight electric recharging is in place. |
| Beyond next 6 years | <ul style="list-style-type: none"> Manage the transport needs for businesses, visitors and residents. |
| What you can do | <ul style="list-style-type: none"> Think about the form of transport you need to get to your destination. Can you walk there? Have you thought about joining the Westminster car club? Could you car share on journeys? Can you cycle there? |

6. Making Best Use of our Open and Green Space

Our latest audit shows a total of 204 open spaces, the majority of which offer free access to the public. This means Westminster is able to provide more than the national average amount of publicly available open space, with 2.17 hectares per 1000 resident population.

Westminster has a high proportion of Sites of Interest for Nature Conservation (SINC) designations compared to other local authority areas, especially within London, with 32 sites equating to 77% of our total open space.

ACTIONS WE HAVE TAKEN

- Re-procurement of the parks and open spaces maintenance contract includes specific requirements to protect and enhance biodiversity
- Fresh audits have been undertaken of open spaces and biodiversity levels in 2015/6
- A new Biodiversity and Open Spaces Strategy is being developed, consultation due spring 2017

- 27 Green Flags have been retained: Westminster has among highest number of flag winning parks in the whole of the UK
- Completed the woodland area of Paddington Recreation Ground, an important resource for education.

TOP 3 PARTNERSHIP WORKING

- Work with BIDS and landowners to create more green spaces, for example a new pocket meadow in Marylebone and two new pocket parks in Victoria
- We have started running a food growing project with the community in Church Street, working with estates and schools
- The current offer at Paddington Recreation Ground includes the Forest School initiative, which offers activities like pond dipping to young children living in urban areas to help them learn about nature and biodiversity, and the Edible Garden project, which focuses on involving local people in growing salad, herbs and vegetables to increase awareness about food and healthy eating habits.



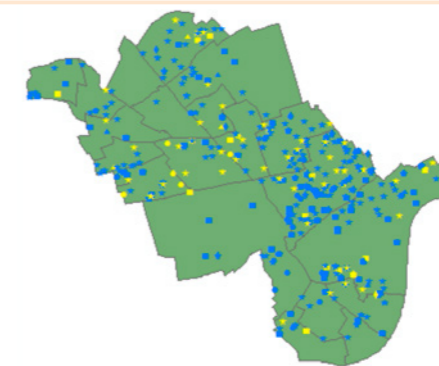
Bluebell Glade at Paddington Recreation Ground

STILL MORE TO DO – THE TARGETS WE HAVE SET ARE OUTLINED BELOW

| | |
|----------------------------|---|
| 3-6 years | <ul style="list-style-type: none"> Undertake new audits of open spaces and biodiversity levels before 2016 Update and adopt our Biodiversity and Open Spaces Strategy Complete the woodland area at Paddington Recreation Ground Adopt policy on living roofs and green infrastructure in development Continue to support BID's and landowners to deliver green infrastructure Renew our grounds maintenance contract, which will include measures for biodiversity and environmental improvement Ensure that when key services are being procured, they take on board the biodiversity impacts Develop planning policy on basement development to protect garden space Map all registered beehives and signpost local groups to help support them Work with partner organisations and deliver 10 new green infrastructure projects within housing estates and private developments Increase the rate of implementation of green infrastructure with schemes such as the Garden Bridge, through partnership working Deliver new green infrastructure as part of the Church Street regeneration. |
| Beyond next 6 years | <ul style="list-style-type: none"> Increase the number of local beehives on the estates with partners such as CityWest Homes and the major landowners. |
| What you can do | <ul style="list-style-type: none"> Support biodiversity by hanging a bird feeder and planting bee-friendly flowers Water communal plants and street trees with your waste water during drought Encourage your workplace or school to include a living roof, wall or vegetable growing Buy locally produced honey Educate yourself on Westminster's wildlife by visiting open spaces such as the parks. |

Figure 7 : Map of green walls/ roofs, plant habitats and wildlife habitats; 2010 to 2025

- New 2015
- Existing



7. Managing water use and addressing flood risk

In Westminster water is needed for human consumption, dust damping, washing and cleansing, waste removal and watering planting. Water courses are a mechanism to transport goods, people, and waste. In extreme weather events excess water is a risk to property and to human health. Our current demand for water is unsustainable, and as the number of Londoners increases and summer rainfall decreases, there are challenges to meet demand.

Westminster is most at risk from the tidal Thames and surface water flooding. Approximately 22,100 properties are estimated to be at risk from surface water flooding during a rainfall event with a 1 in 200 annual chance of occurring. Predicted increased frequency and intensity of rainfall in the future may increase the risk of flooding, which will be compounded by increased urban intensification and few surfaces able to slow down or absorb rainfall. Westminster will need to ensure sustainable flood risk management measures are in place to improve resistance and increase resilience to flood risk.

ACTIONS UNDERTAKEN

- Water efficiency is being delivered alongside energy efficiency in our own estate refurbishments, for example at the Westminster Archive Centre and in the upcoming City Hall refurbishment
- The revised code of construction practice, launched in 2016, promotes waste efficiency on construction sites through the building process
- We plan to work with Thames Water on their upcoming roll out of water meters across the city
- We have worked with BIDS to encourage access to free drinking water
- The council became legally responsible for managing flood risk in the area in 2016 – and all of the Council’s flood risk management assets have been identified
- The council is also responsible for managing the city’s drainage assets
- We have been supporting the Thames Tideway Tunnel development – works are underway and the main works are due to begin March 2017
- CityWest Homes continue to run a fats and oils collection system and promote this with residents
- The draft Strategic Flood Risk Assessment has been written and awaits public consultation
- All the council’s flood risk maps are available on the Environment Agency’s website.

STILL MORE TO DO – THE TARGETS WE HAVE SET ARE OUTLINED BELOW.

| | |
|---------------------|---|
| Next 3 years | <p>Improve water efficiency of council buildings through retrofitting simple cost-effective measures. This will save money and conserve water</p> <p>Put in place higher standards for water efficiency in new developments, recognising that Westminster is an area of water stress due to high demand</p> <p>Promote water efficiency on building and construction site, through our Code of Construction Practice</p> <p>Work with Thames Water to promote their campaigns to reduce water use and ensure that waste products are disposed of responsibly</p> <p>Implement planning policy to manage flood risk</p> <p>Register and publish our flood risk management assets</p> <p>Continue to maintain and manage the city’s drainage assets</p> <p>Update Westminster’s Strategic Flood Risk Assessment by 2016</p> <p>Publish our Local Flood Risk Management Strategy and work in partnership to ensure flood risk management objectives are in the Environment Agency’s Flood Risk Management Plan</p> <p>Publish our flood risk maps</p> <p>Investigate possible options for surface water flood risk management for north west, central and south Westminster through externally funded studies.</p> |
| 3-6 years | <p>Deliver new public drinking fountains in the city in appropriate locations where people can access safe and free water</p> <p>Adopt new policy that incorporates environmental protection measures to retain and control polluted water</p> <p>Implement Westminster’s Local Flood Risk Management Strategy</p> <p>Work with Thames Water to inform residents and businesses to collect oil and fats.</p> |

| | |
|----------------------------|---|
| Beyond next 6 years | Continue to promote water efficiency Work with Thames Water to roll out their water meter programme to all residents Minimise the use of water for irrigation in all new landscaping projects Support implementation of Thames Tideway Tunnel Development Consent Order, and ensure that impact on Westminster is managed and minimised Review Westminster's Strategic Flood Risk Assessment Review local flood risk strategy. |
| What you can do | Order and install your free water saving devices from Thames Water at http://frebies.thameswater.co.uk/ Don't buy bottled water but use re-usable containers to drink tap water Install a water butt at home to water plants with collected water Only fill your kettle with the water you need Report leaks. |

Thames Water's water efficiency programme helps domestic customers and businesses to reduce their water usage. This is monitored by providing a figure representing the amount of water saved per day as a result of their efficiency programmes. Another interesting statistic to bear in mind is the reduction in flooding call outs by the fire service.

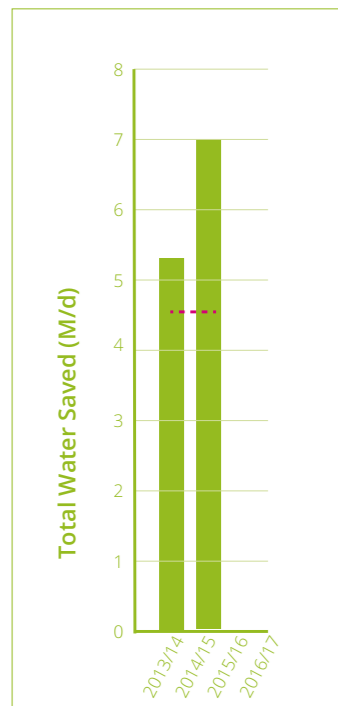


Figure 8: Total water saved due to Thames Water's water efficiency programme

■ Water saved
 - - - Target

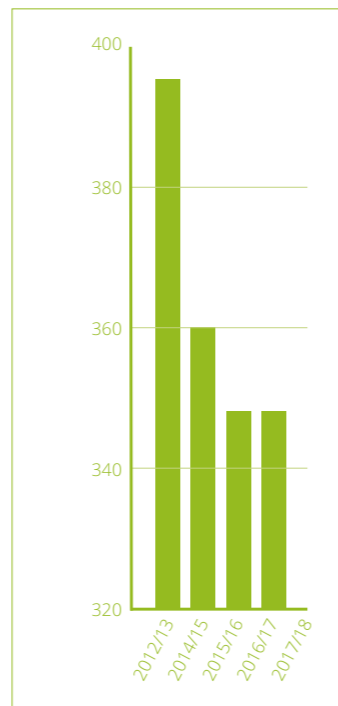
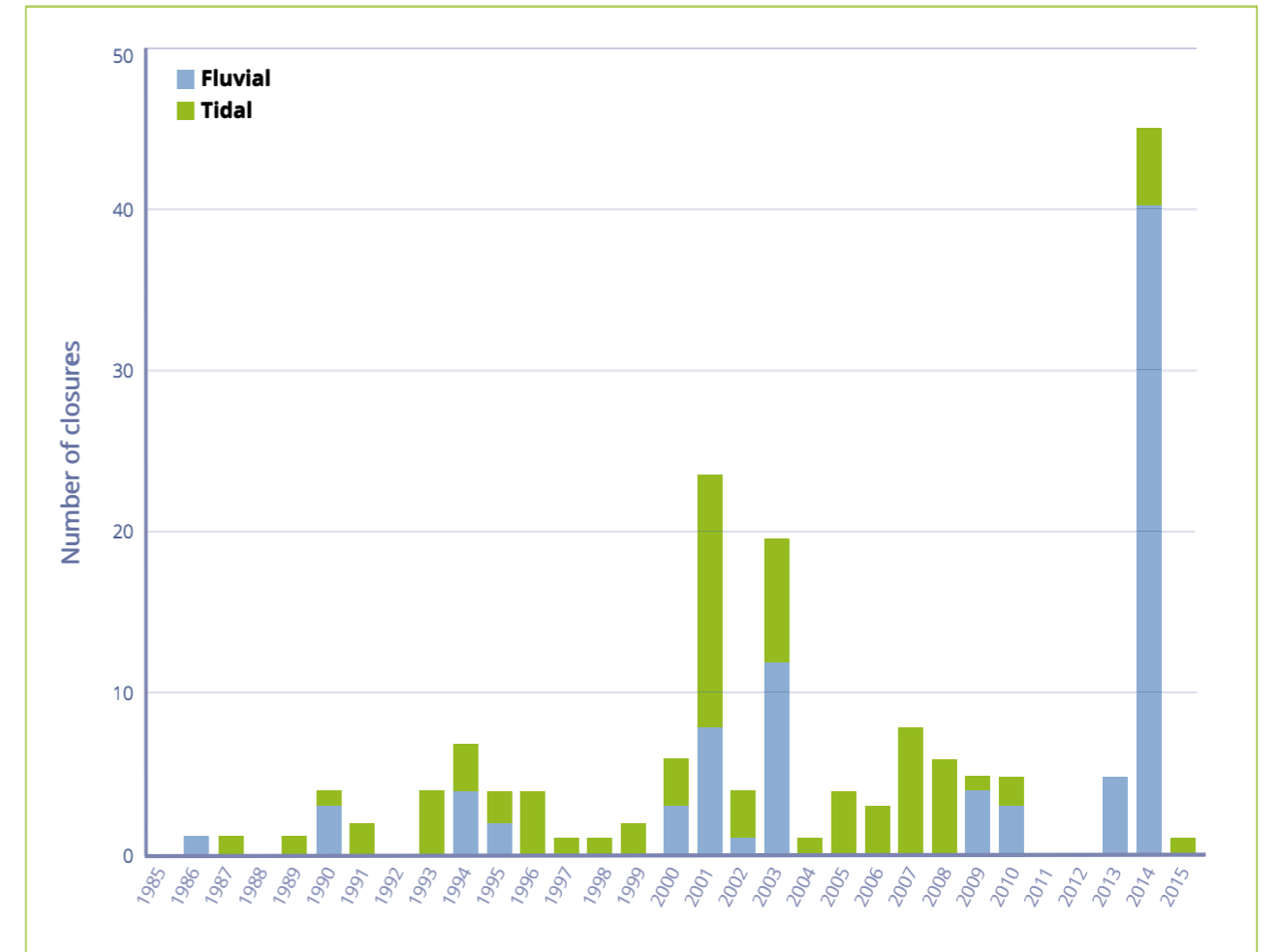


Figure 9: Total London Fire Brigade flooding call-outs (annual); 2012 to 2015

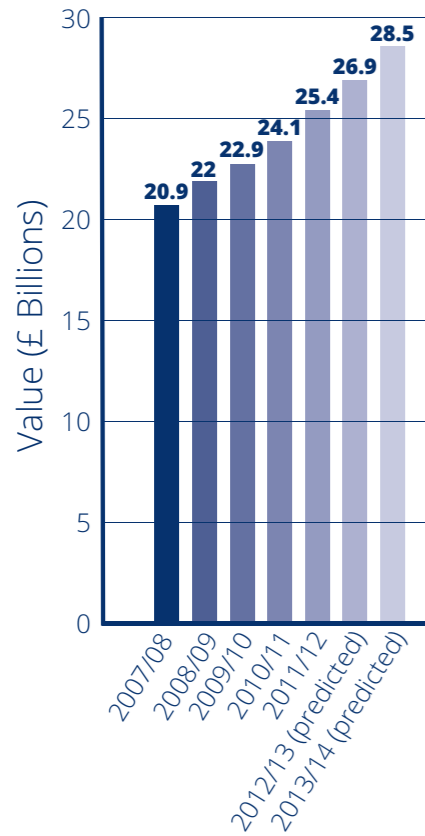
Figure 10 : Thames Barrier closures; 1985 to 2025



8. Ensuring that sustainability is delivered through economic development

- Developing the green sector
- Supporting sustainable economic growth

Figure 11 – Value of the Green Sector



Westminster is a powerhouse for the UK economy and we want to combine economic growth with environmental improvements. The city council wants businesses to address wasteful use of resources, improve their supply chain and reduce pollution. Competitive, efficient business and a pleasant environment make the city a more attractive investment opportunity.

London’s green economy continued to grow between 2008 and 2013 in contrast to national growth trends. Over 9,200 green businesses in London (18% of the national total) now employ over 163,500 people. This sector was worth approximately £25.4bn to London’s economy in 2011/12, and has grown by more than 5% over each of the last two years, one of the quickest growing sectors in London. The same study shows that this growth is predicted to continue to the end of the decade by approximately 6% per year. Within London this sector includes financial institutions trading on carbon, consultancies and small start-up energy efficiency companies. It is a high value sector which requires a range of skills. This is a longer term ambition but initial work is underway to enable us to meet the ambitions.

ACTION TAKEN

- A new project started in 2016 which aims to connect long term unemployed residents into green jobs such as working at parks and open spaces across the city
- A business case was developed to set up an ‘Enviro-Hub’ in Westminster to encourage environmental start-ups. An EU bid for funding was unsuccessful but other funding routes are being explored
- The procurement team are using the new social value strategy as a means of pushing for more social and environmental benefits locally through procurement of services
- WCC are working with utilities to improve broadband capacity and higher speeds, especially in the West End

- A wireless strategy is being developed by the Commercial Finance team
- The City Plan is currently being revised and will deliver a stronger policy framework to promote better environmental standards from new developments coming forward.

STILL MORE TO DO – THE TARGETS WE HAVE SET ARE OUTLINED BELOW

| | |
|----------------------------|--|
| Next 3 years | <ul style="list-style-type: none"> Work with universities to develop research projects that can support the delivery of environmental objectives Map the environmental sector and develop an action plan to support business Undertake a business case to develop an “Enviro-Hub” in Westminster, to be a centre of excellence for new environmental start up companies Work with organisations to ensure that rented commercial units achieve the minimum energy standards required by law and can deliver local employment opportunities Work closely with the local business community to help them undertake their Corporate Social Responsibilities projects in Westminster. |
| 3-6 years | <ul style="list-style-type: none"> Review the business case for an “Enviro-Hub” and if a clear positive case is made, begin delivery Work with organisations to ensure that commercial units achieve the required energy standards Deliver policy and work with funding opportunities to encourage the development of environment companies Work with the Business Improvement Districts to deliver their environmental needs set out in their business plans Support businesses in delivering shared objectives around issues such as air quality and transportation. |
| Beyond next 6 years | <ul style="list-style-type: none"> Support local environmental businesses Develop innovative ideas for green businesses and promote these Get involved with the environment sector Support businesses that operate responsibly Businesses can join BIDs to share best practice and resources As a business close doors to keep heat during winter and cool air in summer Use your purchasing choices to buy responsible goods and services. |

9. Communicating and encouraging people into environmental action

Effective communications plays a vital role in helping to achieve the council's vision for a sustainable Westminster. It demonstrates the council taking the lead, and strengthens the council's position when lobbying central government. Our communications work

encourage those in Westminster to adopt more environmentally-friendly behaviours such as recycling more and not dropping litter, taking steps to protect and improve their health, and everyone's environment.

ACTIONS UNDERTAKEN

- We have published the council's Environmental Policy and are undertaking a number of staff projects around environmental awareness
- We have undertaken significant lobbying work around air quality with Government
- Work is underway on the digital transformation programme
- We run reward programmes on estates to encourage more participation in recycling schemes
- Ward budgets are delivering an ambulance idling project in St Mary's
- We are undertaking projects with schools around sustainable travel and food growing
- We run a number of networking and stakeholder events to promote sharing of best practice on all aspects of the GCAP.

STILL MORE TO DO – THE TARGETS WE HAVE SET ARE OUTLINED BELOW

| | |
|----------------------------|---|
| Next 3 years | <p>Review the council's internal environmental performance and staff engagement</p> <p>By the end of 2015 refresh and update the city council's environmental policy</p> <p>Lobby the government on a fairer local deal for Westminster to address our energy needs and address air quality</p> <p>Include a section in the city survey so that residential opinion on how the local environment is measured and services delivered</p> <p>Develop a digital engagement programme. This will include refreshing the council web pages and improved ways in which residents can interact with the council to share ideas</p> <p>Develop an awards project to reward good environmental behaviour in the city</p> <p>Include an environmental section into the ward profiles reports</p> <p>Promote local environmental projects that could be delivered by ward budgets</p> <p>Work with schools to deliver education packs for schools and colleges to involve young people on the environment.</p> |
| 3-6 years | <p>Work with our businesses to ensure they have access and deliver their electric vehicle needs following the introduction of the ultra low emission zone</p> <p>Switch paper publications produced to 100% recycled paper content</p> <p>Work with the rental market to ensure that they are aware of their responsibilities to deliver energy efficient buildings.</p> |
| Beyond next 6 years | <p>Reduce the amount of paper based communications that we produce as we move towards internet based communications</p> <p>Support the longer term aims and objectives of this strategy with targeted lobbying and communications activity</p> <p>We will start the review of this document and developing its replacement.</p> |
| What you can do | <p>Talk to people in your community about the local areas and its environment</p> <p>Take part in environmental schemes and initiatives run by local businesses and the council</p> <p>Report issues such as fly tipping and antisocial behaviour to the council</p> <p>Suggest ideas to improve your neighbourhood to your ward councillors.</p> |



If you have any queries or want to get involved, please contact:

Ceridwen John, Principal Policy Officer.

Policy, Performance and Communications **0207 641 1021 x1021**

cjohn@westminster.gov.uk